

# Pass Thrus



## Package Receiver

Package Receiver accommodates larger items for transfer. It has an inter-locking mechanism to allow only one door at a time to open. Front door can be locked from rear side with special locking bar. Closer is furnished on front door.

Package Receiver mounts into wall up to 11.5" thick. Adjustable frame on interior side mounts against wall in field. Exterior flange has rain cap along top edge.

### Finish options:

- Stainless steel door with prime painted housing
- Prime painted doors and housing

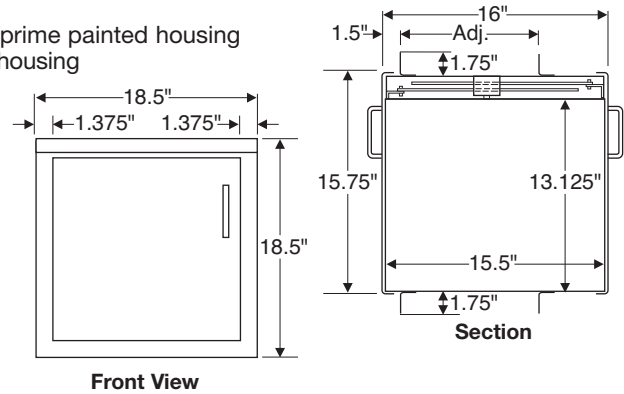
### Wall opening size:

15.5" wide x 15.5" high

### Clear inside dimension:

14.75" wide x 13.125" high x 15.5" deep

Level I or III bullet resistant



## Package Receiver with Vision Panel PR-VP

It is the same as standard Package Receiver above except vision panel in rear door enables operator to see contents inside unit.

### Construction:

Prime painted steel housing and stainless steel door

### Vision panel:


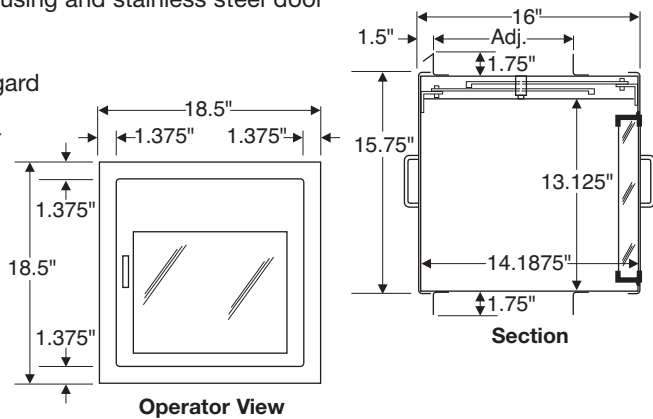
- Level I—1.25" acrylic
- or Level III—1.25" Lexgard

### Clear inside dimension:

14.375" wide x 13.125" high x 14.1875" deep

### Wall opening size:

15.5" wide x 15.5" high



## Clear Package Receiver

Clear Package Receiver is for interior use only. Clear acrylic housing is fastened together with special aluminum extrusions. Clear acrylic doors allow plain view of contents. Bottom is made of plastic laminated plywood and bullet resistant fiberglass. Unit mounts on counter top. Special interlocking mechanism allows only one door at a time to open.

### Clear inside dimension:

13.3025" wide x 12.5" high x 13.375" deep

Level I or III bullet resistant

